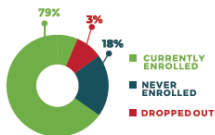


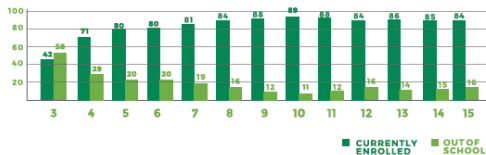
9,728 children were surveyed

Findings on Enrolment

Enrolment Status (All): Taraba

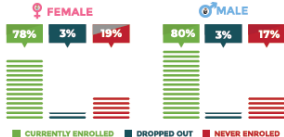


Enrolment Status by Age: Taraba



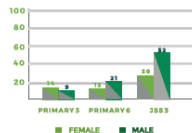
ENROLMENT STATUS BY GENDER: TARABA

Enrolment Status by Gender: Taraba

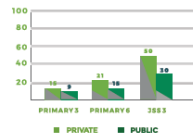


FINDINGS ON LEARNING OUTCOMES

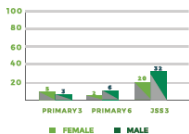
Learning Outcomes in Basic English Literacy by Key Grade & Gender: Taraba



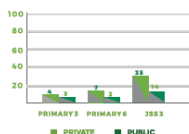
Learning Outcomes in Basic English Literacy by Key Grade & School Type: Taraba



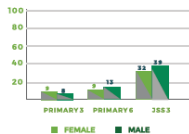
Learning Outcomes in Basic Hausa Literacy by Key Grade & Gender: Taraba



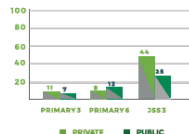
Learning Outcomes in Basic Hausa Literacy by Key Grade & School Type: Taraba



Learning Outcomes in Basic Numeracy by Key Grade & Gender: Taraba



Learning Outcomes in Basic Numeracy by Key Grade & School Type: Taraba



Learning Outcomes in Ethnomaths by Key Grade (Children Enrolled): Taraba



PROPORTION OF SCHOOLS WITH FACILITIES (BY PUBLIC AND PRIVATE SCHOOL)

Facility	PRIVATE (%)	PUBLIC (%)
% of schools with water source within the school compound	23	20
% of schools with functional hand-washing (water and soap) facility	30	08
% of schools with complete boundary wall/fence	24	15
Usable blackboard (Pry 2)	57	73
Usable blackboard (Pry 6)	49	71
Most pupils (75%) have textbooks (Pry 2)	34	18
Most pupils (75%) have textbooks (Pry 6)	32	20

AVAILABILITY OF SCHOOL RESOURCES

Resource	PRIVATE (%)	PUBLIC (%)
% of schools with library with books	11	13
% of schools with science laboratory	06	05