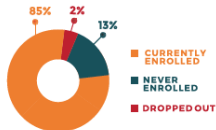


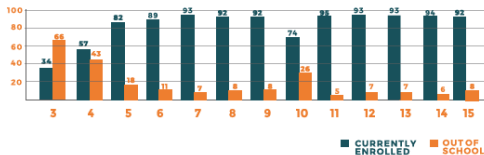
8,464 children were surveyed

Findings on Enrolment

Enrolment Status (All): Plateau

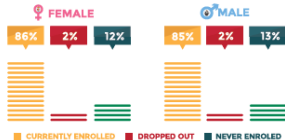


Enrolment Status by Age: Plateau



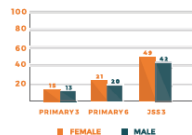
ENROLMENT STATUS BY GENDER: PLATEAU

Enrolment Status by Gender: Plateau

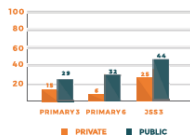


FINDINGS ON LEARNING OUTCOMES

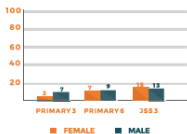
Learning Outcomes in Basic English Literacy by Key Grade & Gender: Plateau



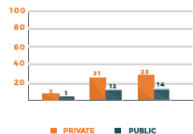
Learning Outcomes in Basic English Literacy by Key Grade & School Type: Plateau



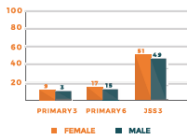
Learning Outcomes in Basic Hausa Literacy by Key Grade & Gender: Plateau



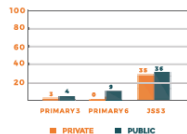
Learning Outcomes in Basic Hausa Literacy by Key Grade & School Type: Plateau



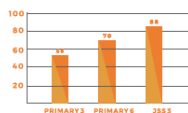
Learning Outcomes in Basic Numeracy by Key Grade & Gender: Plateau



Learning Outcomes in Basic Numeracy by Key Grade & School Type: Plateau



Learning Outcomes in Ethnomaths by Key Grade (Children Enrolled): Plateau



PROPORTION OF SCHOOLS WITH FACILITIES (BY PUBLIC AND PRIVATE SCHOOL)

Facility	PRIVATE (%)	PUBLIC (%)
% of schools with water source within the school compound	37	30
% of schools with functional hand-washing (water and soap) facility	36	19
% of schools with complete boundary wall/fence	26	10
Usable blackboard (Pry 2)	59	77
Usable blackboard (Pry 6)	50	75
Most pupils (75%) have textbooks (Pry 2)	40	23
Most pupils (75%) have textbooks (Pry 6)	36	24

AVAILABILITY OF SCHOOL RESOURCES

Resource	PRIVATE (%)	PUBLIC (%)
% of schools with library with books	14	14
% of schools with science laboratory	10	09