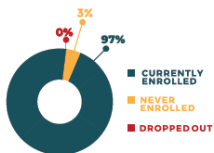


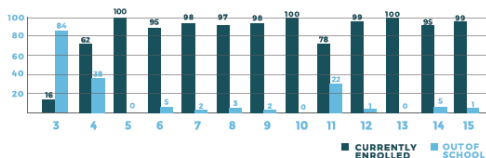
6,709 children were surveyed

Findings on Enrolment

Enrolment Status (All): Lagos

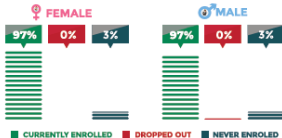


Enrolment Status by Age: Lagos



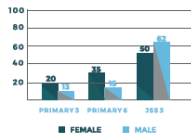
ENROLMENT STATUS BY GENDER: LAGOS

Enrolment Status by Gender: Lagos

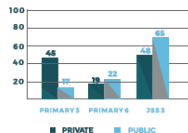


FINDINGS ON LEARNING OUTCOMES

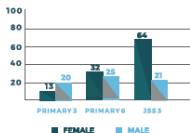
Learning Outcome in Basic English Literacy by Key Grade & Gender: Lagos



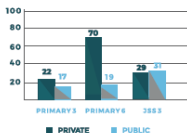
Learning Outcomes in Basic English Literacy by Key Grade & School Type: Lagos



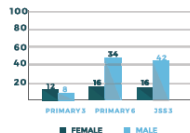
Learning Outcomes in Basic Yoruba Literacy by Key Grade & Gender: Lagos



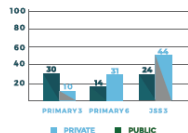
Learning Outcomes in Basic Yoruba Literacy by Key Grade & School Type: Lagos



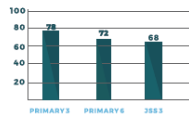
Learning Outcomes in Basic Numeracy by Key Grade & Gender: Lagos



Learning Outcome in Basic Numeracy by Key Grade & School Type: Lagos



Learning Outcomes in Ethnomaths by Key Grade (Children Enrolled): Lagos



PROPORTION OF SCHOOLS WITH FACILITIES (BY PUBLIC AND PRIVATE SCHOOL)



% of schools with water source within the school compound

PRIVATE (%)	PUBLIC (%)
71	67



% of schools with functional hand-washing (water and soap) facility

PRIVATE (%)	PUBLIC (%)
71	51



% of schools with complete boundary wall/fence

PRIVATE (%)	PUBLIC (%)
75	68



Usable blackboard (Pry 2)

PRIVATE (%)	PUBLIC (%)
92	80



Usable blackboard (Pry 6)

PRIVATE (%)	PUBLIC (%)
85	80



Most pupils (75%) have textbooks (Pry 2)

PRIVATE (%)	PUBLIC (%)
85	34



Most pupils (75%) have textbooks (Pry 6)

PRIVATE (%)	PUBLIC (%)
76	37

AVAILABILITY OF SCHOOL RESOURCES



% of schools with library with books

PRIVATE (%)	PUBLIC (%)
39	42



% of schools with science laboratory

PRIVATE (%)	PUBLIC (%)
15	05