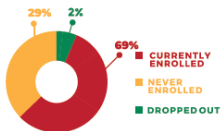


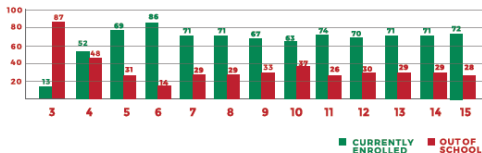
9,140 children were surveyed

Findings on Enrolment

Enrolment Status (All): Kano



Enrolment Status by Age: Kano



PROPORTION OF SCHOOLS WITH FACILITIES (BY PUBLIC AND PRIVATE SCHOOL)

Facility	PRIVATE (%)	PUBLIC (%)
% of schools with water taps within the school compound	28	41
% of schools with functional hand-washing (water and soap) facility	35	21
% of schools with complete boundary wall/fence	38	34
Usable blackboard (Pry 2)	55	85
Usable blackboard (Pry 6)	47	79
Most pupils (75%) have textbooks (Pry 2)	43	25
Most pupils (75%) have textbooks (Pry 6)	39	28

AVAILABILITY OF SCHOOL RESOURCES

Resource	PRIVATE (%)	PUBLIC (%)
% of schools with library with books	16	18
% of schools with science laboratory	10	03

ENROLMENT STATUS BY GENDER: KANO

Enrolment Status by Gender: Kano

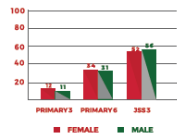
FEMALE



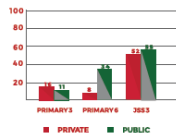
MALE

FINDINGS ON LEARNING OUTCOMES

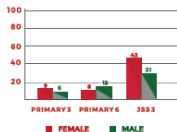
Learning Outcomes in Basic English Literacy by Key Grade & Gender: Kano



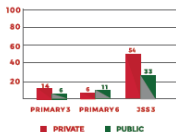
Learning Outcomes in Basic English Literacy by Key Grade & School Type: Kano



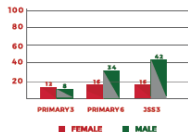
Learning Outcomes in Basic Hausa Literacy by Key Grade & Gender: Kano



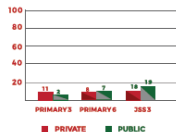
Learning Outcomes in Basic Hausa Literacy by Key Grade & School Type: Kano



Learning Outcomes in Basic Numeracy by Key Grade & Gender: Kano



Learning Outcomes in Basic Numeracy by Key Grade & School Type: Kano



Learning Outcomes in Ethnomaths by Key Grade (Children Enrolled): Kano

